









# MODEL NUMBER CROSS REFERENCE

BELT DRIVEN AIR HANDLERS											
WILLIAMS	AIR THERM	CARRIER	DUNHAM BUSH	ETI	FIRST	IEC	MAGIC AIRE	MCQUAY	SUPERIOR REX	TRANE	JCI YORK
<b>HORIZONTAL B SERIES</b> 	BBH	42BH	-	H	SHW	HBA	HBB	SHB	-	BCHD	AHI
<b>VERTICAL A SERIES</b> 	-	-	-	V	SVW	VBA	BVE	-	-	BCVD	AVI

HORIZONTAL											
WILLIAMS	AIR THERM	CARRIER	DUNHAM BUSH	ETI	FIRST	IEC	MAGIC AIRE	MCQUAY	SUPERIOR REX	TRANE	JCI YORK
<b>STANDARD MODEL H SERIES</b> 	CCFR	42CA	CR-CB	HLF	C	CHY	CHA	TSH	BHD	HFCA	FNF
<b>OPTIONAL EXPOSED CABINET</b> <small>ADD CABINET TO H MODEL</small> 	CEFB	42CG	CR-CC	HLE	CHH	CPY	CEA	TSC	BHC	HFCE	FNX
<b>OPTIONAL ACCESS PANEL</b> <small>ADD TO H MODEL</small> 	-	-	CR-CT	-	CAP	CBY	-	TCH	THC	-	-
<b>OPTIONAL PLENUM</b> <small>ADD RETURN AIR PLENUM TO H MODEL</small> 	CPFR	42CE	CR-CBP	HLP	PHH	CPY	-	TSH/P	BHR	OPTIONAL PLENUM	FNP

HIGH PERFORMANCE VERTICAL CASED											
WILLIAMS	AIR THERM	CARRIER	DUNHAM BUSH	ETI	FIRST	IEC	MAGIC AIRE	MCQUAY	SUPERIOR REX	TRANE	JCI YORK
<b>FRONT RETURN V SERIES</b> 	SCTF	FFA4	-	VR	CW	-	DVX	-	-	-	-
<b>BOTTOM RETURN W SERIES</b> 	SVTB	FB	VC	VB	MB	VEY	DVW	-	AVC	-	FCC

# MODEL NUMBER CROSS REFERENCE

VERTICAL WALL MOUNTED											
WILLIAMS	AIR THERM	CARRIER	DUNHAM BUSH	ETI	FIRST	IEC	MAGIC AIRE	MCQUAY	SUPERIOR REX	TRANE	JCI YORK
<b>CABINET MODEL L SERIES</b> 	FETF	42VB	CR-FC	VFE	VFB	FXY	FFC	TSF	BVC	FCB	FLX
<b>RESSED N SERIES</b> 	FRFF	42VG	CR-SD	-	WCB	FHC	-	TSB WITH WALL PLATE	BVR	HFC	FLC
<b>STANDARD MODEL M SERIES</b> 	FCTF	42VA	CR-FB	VFC	VCB	FXC	-	TSB WITH WALL PLATE	BV	AFC	FW
HIGH PERFORMANCE HORIZONTAL											
WILLIAMS	AIR THERM	CARRIER	DUNHAM BUSH	ETI	FIRST	IEC	MAGIC AIRE	MCQUAY	SUPERIOR REX	TRANE	JCI YORK
<b>STANDARD MODEL C SERIES</b> 	SLFR	42DA	HB	HP	CH	HHY	-	SHD	HP	HFCD	FNF
<b>OPTIONAL EXPOSED CABINET</b> ADD CABINET TO C MODEL 	SEFR	42DF	HE	HLE	CHH	HLY	-	SCD	HPE	HFCE	FNX
<b>OPTIONAL ACCESS PANEL</b> ADD TO C MODEL 	-	-	-	-	CAP	-	-	-	-	-	-
<b>OPTIONAL PLENUM</b> ADD RETURN AIR PLENUM TO C MODEL 	SPFR	42DC	HBP	HPP	PHH	HPY	-	SHD	HPP	OPTIONAL PLENUM	FNP